















Grapevine growth stages

| Vegetative growth | | | | | | |
|---|--|--|---|--|---|---|
| Dormant | Early bud swell | Late bud swell | Bud burst | 1- to 3-inch shoots | 4- to 8-inch shoots | 10- to 16-inch shoots |
|  |  |  |  |  |  |  |
| Bud closed. No visible indication of growth. | The bud is visibly swollen, brown and fuzzy. No green or pink tissue is visible yet. | The bud has elongated and green or pink leaf tissue is visible though bud is still closed. | The leaves have separated at the tip, usually exposing the growing point. | The shoot is 1-3 inches (2.5-7.5 cm) long with 1-3 small leaves at right angles to the stem. | Shoots are 4-8 inches (10-20 cm) long with 3-6 leaves. Flower clusters are exposed. | Shoots are 10-16 inches (25-40 cm long). Flower clusters are clearly visible. |

Grapevine growth stages

| Reproductive growth | | | | | | |
|---|---|---|---|---|--|---|
| Immediate prebloom | First bloom | Full bloom | Buckshot berries | Berry touch/ bunch closure | Veraison | Ripe for harvest |
|  |  |  |  |  |  |  |
| Caps are still attached. No flowers are visible. | First flowers open, caps are falling off. | Most of the flowers are open. | Berries are the size of buckshot pellets. | Berries touch and cluster is starting to close. | Berries soften and change color as they begin to ripen. | Berries are soft and ripe with high sugar content. |

This information is from Michigan State University Extension's handy pocket-sized guide for grape IPM scouting. Order at <http://www.bookstore.msue.msu.edu/>